


# LET'S GO ON A BUG HUNT!

## Introduction into habitats and microhabitats

Animals have homes just like we do, a habitat is a place where an animal eats, sleeps and has their family. For example, a deer's habitat could be the forest or woodland.

In this habitat there are also Microhabitats. Microhabitats are homes for animals that are a little smaller, animals like our bugs and insects that you may find out in your garden or park. They could be in the trunks of trees, under rocks or under logs.

Now that you have learnt about habitats and microhabitats, it is time to explore out in the garden on your very own bug hunt!



### Resources needed:



Paper

Pen/pencil

Tupperware or bug hunting pot (if you don't have this you can just look and remember, or maybe take a photo!)

### Get outside for a hunt.

1. Grab your Tupperware or bug pots (optional) ready for your hunt.
2. Move slowly through your garden, or whatever outside space you have chosen when searching for insects.
3. Remember we are looking for microhabitats, so be sure to check under stones, under logs, in long grass and maybe even in cracks in trees.
4. If you do find any animals and you would like a closer look, be sure to put them in your containers (but make sure you put the animals back where you found them after!)
5. After you have finished your bug hunt pick 2 animals you found and draw them in the boxes below.



I have drawn a ..... and a .....

